

# Transposition Math Cards

Bay Tree Blog  
Anne-Marie Morey, M.A.  
Board Certified Educational Therapist

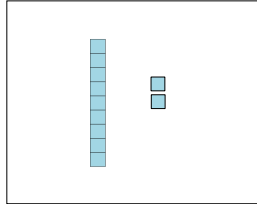
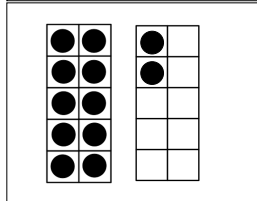
## Number Talks

- **GOAL:** Children look at block pictures and determine which teen number is represented.
- Tell students that you're going to hold up a block picture. Hold the picture for just a few seconds and put the picture out of sight.
- Ask students, "What number do these blocks show?"
- The students' job is to describe what number these blocks represent. (E.g. "I saw one ten and five ones, so I knew it was fifteen.")

## Match Up Games

- **GOAL:** Children match up cards with the same numerical answer. Numbers are shown through different representations -- block pictures, numerals, written words, and ten frames.
- Lay all the cards down. Children take turns picking cards. How many can they pick that show the same number?
- These cards can also be used for a game of Go Fish or Memory!

## Four Representations for Each Number

12	
twelve	

11

12

13

14

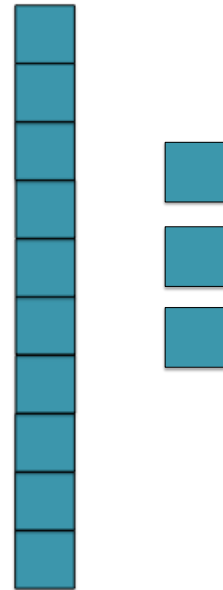
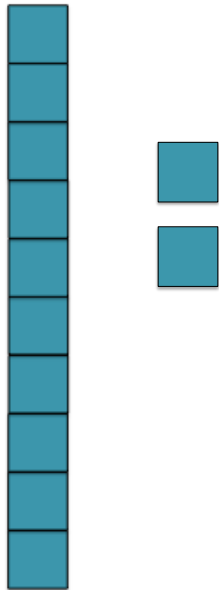
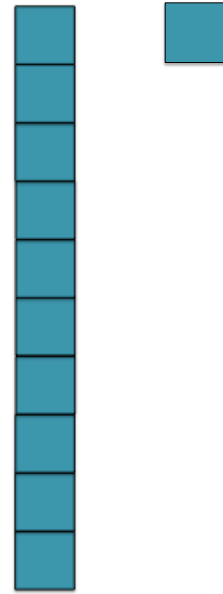
15

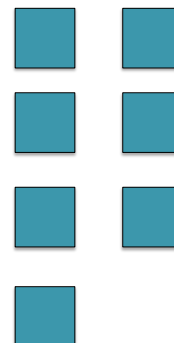


16


17

18

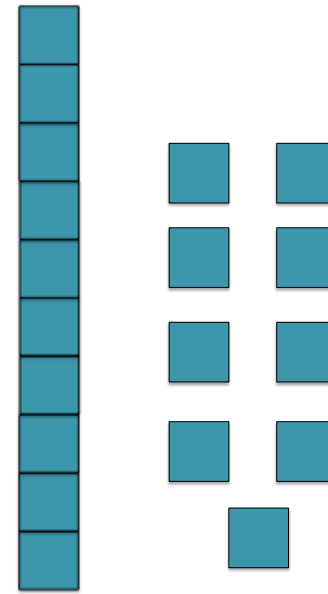
19







eleven



twelve

thirteen

fourteen

fifteen

sixteen

seventeen

eighteen

nineteen

